


Quick guide **spo-book** RUGGED HM87


Please check before you start the device:

- If the device temperature conforms to the recommended operating temperature.
- If the power source is correctly connected.
- If all adaptors and connectors are properly connected.

1. Front Panel:



2. Rear Panel:




1. WLAN-Antenna (optional)
2. Audio Out
3. HDMI Port
4. DVI-I Anschluss
5. RJ45-GbE-LAN
6. USB 3.0 Ports
7. 12V DC In
8. USB 2.0 Ports
9. RS-232 COM Port
10. GPIO Port
11. Microphone In
12. Power LED
13. Power Button

3. Dimensions:



4. Assembling:



Fasten the Mounting Bracket to the chassis with the supplied screws.

dimensions of the boreholes:



5. BIOS:

Power on the computer and the system will start POST (Power On Self Test) process. When the message below appears on the screen, press „DEL“ to enter Setup.

To save the BIOS settings press „F10“.

Short description of some BIOS settings:

5.1. Wake On RTC: That allow a computer to 'wake up' after shut down to execute tasks every day or on a certain day. -> **Power-> RTC**

5.2. Restore on AC Power Loss: This setting specifies whether your system will reboot after a power failure or interrupt occurs. -> **Power-> Restore on AC Power Loss**

[Power Off] Leaves the computer in the power off state.

[Power ON] Leaves the computer in the power on state.

[Last State] Restores the system to the previous status before power failure or interrupt occurred.

5.3. pxe-Boot: boot an OS via LAN and DHCP. -> **Advanced -> PCI/PCIE Device Configuration -> Launch OnBoard LAN OpROM**

5.4. Wake On LAN: Wake-on-LAN (WoL) is a particular function that allows the computer to be powered up from a low-power state by a message from another part of a local area network
-> **Advanced -> PCI/PCIE Device Configuration -> Launch OnChip LAN OpROM**

5.5 Modi Serial-Port COM 1:

Advanced -> Super IO Configuration -> Mode Select

6. Drivers:

The drivers for the spo-book RUGGED HM87 can be found in our product catalog on the product page under the tab "Product Details and Downloads" and on the supplied driver stick.

direct link: <http://www.spo-comm.de/products/en/mini-pcs/spo-book-rugged/rugged-hm87-fanless.html>

